

Goal	Measure Category	Measure Category Evaluation	Measure	Christ the Redeemer CSRD No. 3			Province			Measure Evaluation		
				Current Result	Prev Year Result	Prev 3 yr Average	Current Result	Prev Year Result	Prev 3 Yr Average	Achievement	Improvement	Overall
Goal 1: High Quality Learning Opportunities for All	Safe and Caring Schools	Excellent	Safe and Caring	89.1	88.5	87.9	85.1	84.2	83.9	Very High	Improved	Excellent
	Student Learning Opportunities	Excellent	Program of Studies	79.7	77.6	76.3	79.4	78.5	77.8	High	Improved Significantly	Good
			Education Quality	91.6	91.0	90.2	88.2	87.6	87.1	Very High	Improved	Excellent
			Drop Out Rate	2.9	2.6	3.6	5.0	4.7	5.0	High	Improved	Good
			High School Completion Rate (3 yr)	81.8	80.5	77.6	71.0	70.4	70.0	Very High	Improved	Excellent
Goal 2: Excellence in Learner Outcomes	Student Learning Achievement (Grades K-9)	Excellent	PAT: Acceptable	86.1	80.9	82.4	75.8	75.9	76.7	High	Improved Significantly	Good
			PAT: Excellence	28.1	24.2	26.2	19.6	19.4	19.3	Very High	Improved	Excellent
	Student Learning Achievement (Grades 10-12)	Excellent	Diploma: Acceptable	91.3	91.9	89.8	85.0	85.4	85.2	Very High	Maintained	Excellent
			Diploma: Excellence	25.7	26.0	24.6	22.3	23.3	23.1	Very High	Maintained	Excellent
			Diploma Exam Participation Rate (4+ Exams)	63.7	61.2	59.2	53.6	53.7	53.2	High	Improved	Good
			Rutherford Scholarship Eligibility Rate	65.8	59.0	55.9	38.2	37.2	35.4	Very High	Improved Significantly	Excellent
			Preparation for Lifelong Learning, World of Work, Citizenship	Excellent	Transition Rate (6 yr)	64.8	63.7	56.6	60.3	59.5	57.1	Very High
	Work Preparation	82.7			79.6	79.8	80.1	77.1	76.4	High	Improved	Good
	Citizenship	82.7			82.4	82.3	77.9	76.6	76.2	Very High	Maintained	Excellent
Goal 3: Highly Responsive and Responsible Jurisdiction (Ministry)	Parental Involvement	Excellent	Parental Involvement	84.5	80.6	81.6	78.2	77.5	77.2	Very High	Improved	Excellent
	Continuous Improvement	Excellent	School Improvement	83.0	79.0	78.3	77.0	76.3	75.7	Very High	Improved Significantly	Excellent

Goal	Measure Category	Measure	Christ the Redeemer CSRD No. 3			Province		
			Current Result	Prev Year Result	Prev 3 yr Average	Current Result	Prev Year Result	Prev 3 Yr Average
ACOL Measure	ACOL Measure	Satisfaction with Program Access	70.8	70.5	70.3	69.2	68.2	66.0
		In-service Jurisdiction Needs	85.8	83.1	79.2	80.4	78.8	77.8


Faith Surveys

When asked about their satisfaction with the following statements, parents, students and staff responded with the following satisfaction rates:

- With the religious celebrations at your school.....94% Satisfaction.
- With what is learned in religion class.....93% Satisfaction.
- With your schools efforts to do things as Jesus would want done.....92% Satisfaction.
- With how you've grown as a Christian as a result of your involvement in Catholic Education.....93% Satisfaction.
- With the relationship between the parish and the school.....92% Satisfaction.

Much to Celebrate!

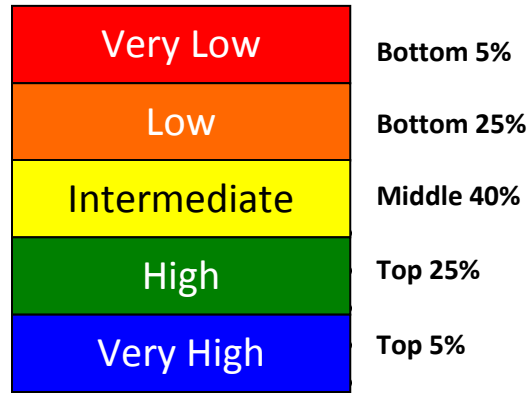
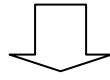
- Our Accountability Report is one of the strongest in the Province. Our teachers, administrators, support staff, and students are the reason!
- Our school performance was rated as "Very High" in 11 of 16 areas. When the standards were set, the "Very High" ranking would place a jurisdiction in the top 5% of the province. The remaining 5 areas were in the "High Range", or the top 25%, when the standards were set.
- Not only are we doing very well, but we are also improving. The jurisdiction showed improvement in 13 of the 16 areas.
- Satisfaction with respect to survey questions about our Faith averaged out at 93%! Our stakeholders feel we're authentically Catholic by holding effective religious celebrations, teaching good things in religion classes, doing our best to act as Jesus would, supporting them in their Christian journey, and connecting with our local parishes!



What is the Accountability Pillar?

- A set of 16 performance measures calculated by Alberta Education for schools and school boards across the province.
- Schools and school boards are evaluated based on achievement, improvement, and overall performance.
- The rankings in each area are as follows:

When the standard were set:



Overall ratings are assigned by combining achievement and improvement:

Improvement	Achievement				
	Very High	High	Intermediate	Low	Very Low
Improved Significantly	Excellent	Good	Good	Good	Acceptable
Improved	Excellent	Good	Good	Acceptable	Issue
Maintained	Excellent	Good	Acceptable	Issue	Issue
Declined	Good	Acceptable	Issue	Issue	Concern
Declined Significantly	Acceptable	Issue	Issue	Concern	Concern

Some Significant Successes

- Satisfaction with respect to survey questions about our Faith averaged out at 93%! Our stakeholders feel we hold effective religious celebrations, teach quality content in religion classes, do our best to act as Jesus would, support them in their Christian journey, and connect with our local parishes!
- We have a “Very High” ranking in the Safe and Caring Schools and Citizenship areas. We’re also improving. Stakeholders feel our schools are safe, students are cared for, students treat one another well, students follow school rules, students show respect, and students are encouraged to be involved in events that assist their communities!
- We have a “Very High” ranking in the Education Quality area, and we’re improving. Stakeholders feel our teachers are strong and that our students are encouraged, assisted, and challenged.
- We have a “Very High” ranking in the High School Completion, Transition to Post-Secondary, and Rutherford Scholarship areas. Our students graduate on time, are prepared to carry on their education after high school, and do so with scholarships!
- We have a “Very High” ranking in Achievement Test Excellence rates, Diploma Exam Acceptable rates, and Diploma Exam Excellence rates. Our students excel on Provincial exams!
- We have a “Very High” ranking in the Parental Involvement and School Improvement areas. Our parents are pleased with their opportunity to be involved in the education of their children and our stakeholders feel we’re improving!
- The jurisdiction’s First Nations, Métis, and Indian (FNMI) students outperformed the FNMI students in other jurisdictions on 11 of the 12 Achievement Test measures.

Challenges for the Future:

- How do we increase the number of students who are inspired and encouraged to engage in prayer and attend Mass?
- How do we further improve parent and student satisfaction with the Program of Studies from “High” to “Very High”? How can we improve our complimentary course offerings to further create a more well-rounded educational experience?
- How do we further reduce the Drop Out Rate so that it rates as “Very High” instead of “High”. Is Academic and Career Counseling in need of improvement? Do we need to create more intervention programs to “leave not one heart behind”?
- How do we further raise the acceptable rate on Provincial Achievement Tests from “High” to “Very High”?
- How can we maintain superb Diploma Exam results while raising the Diploma Exam Participation Rate from “High” to “Very High”?
- How can we raise our satisfaction with Work Preparation from “High” to “Very High”?
- The jurisdiction’s English as Second Language (ESL) students outperformed ESL students in other jurisdictions on 11 of the 20 Achievement Test measures. How do we more effectively meet the needs of our growing ESL population of students?
- Although the jurisdiction’s Special Needs students at outperformed other Special Needs students in the province on 16 of 20 Achievement Test measures, how do we further improve performance, especially at the grade 9 level?



Annual Educational Results Report

For More Information on Our Educational Results, visit www.redeemer.ab.ca and click on “Reports and Documents”

An Overview of Our Performance
2007/2008 School Year